

# Introduction

---

- This lesson is suitable for students in Year 9 and above.
- It has been designed for student self-directed home study or for teacher directed home study. There is guidance to support either approach.
- The lesson can be completed in approximately 1 hour and 20 minutes.
- We recommend that you divide the lesson into two manageable 40 minute lessons. The lesson break is suggested in the lesson plan.
- Use the lesson plan and the glossary of key terms to support you as you work through these materials.

# What can we say about this photograph?



# What can we say about this photograph?

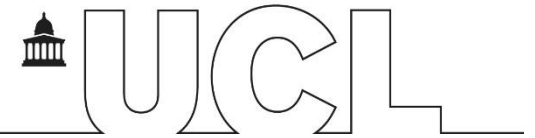
What can you see? Who is in the photograph? What are they doing?

When might this photograph have been taken? Are there any clues in the photograph?

Where might this be? What can you see in the background?

What questions do you have?

**Institute of Education**  
Centre for Holocaust Education



## What was lost?

# Jewish life in Poland before the Holocaust: A case study of the city of Warsaw

# Learning objectives

- To develop an understanding of the diversity of Jewish life in Warsaw before the Holocaust
- To recognise the cultural contributions made by Warsaw's Jewish population
- To reflect upon what was lost in the Holocaust

# Organising your knowledge

As you work through this lesson you are going to build knowledge about Jewish life in Warsaw before the Holocaust.

You have already begun to develop this from your conclusions about the photograph, but without further context the photograph can only take you so far. **Read Context Card 1 to find out more about the context of the photograph.**

**Reflect upon: What does this information confirm about the photograph? What new knowledge do you have?**

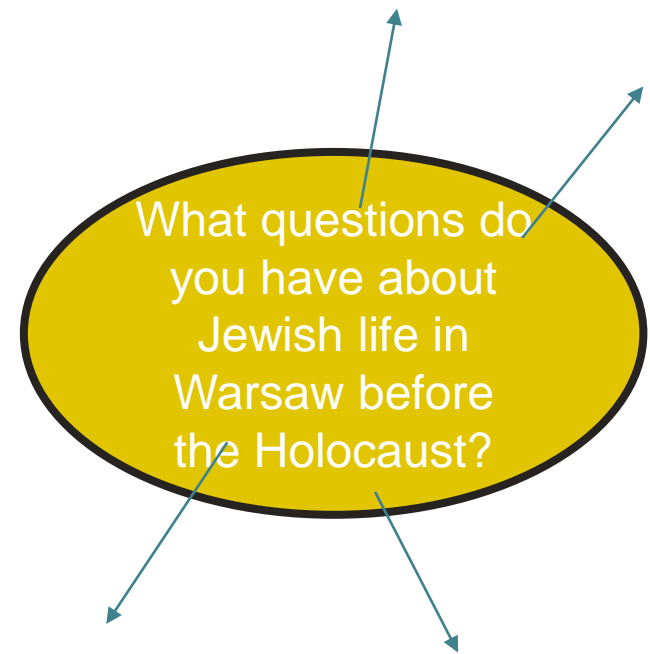
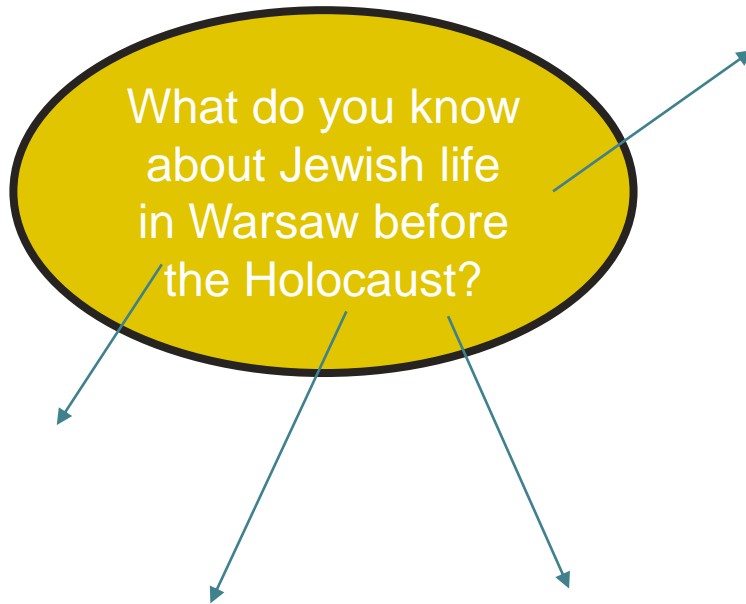
# Context Card 1: Deepening understanding

1. How many Jewish football clubs were there in Warsaw by 1930?
2. What can this tell us about the size of Warsaw's Jewish population before the Holocaust?
3. Which political organisations had links to football clubs in Warsaw?
4. What can we learn about relations between Jews and non-Jews in pre-war Warsaw from these football teams?

**Create two mind maps** reflecting on these two questions:

- 1) What do you know about Jewish life in Warsaw before the Holocaust?
- 2) What questions do you have about pre-war Jewish life in Warsaw?

**Add any knowledge that you already have from the photograph and from Context Card 1. Write down any questions that you may have.**





# Building upon your knowledge

You have begun to gather and organise some knowledge about Jewish life in Warsaw before the Holocaust by looking at Jewish football teams.

You are now going to build upon this knowledge by looking at 2 case studies of individuals who made significant contributions to Jewish football in Warsaw.

**Read Context Card 2 to find out more about these individuals.**

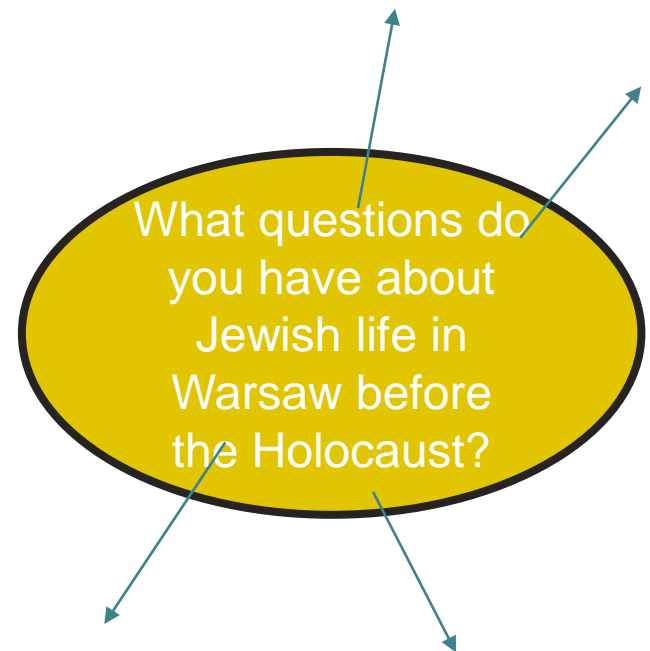
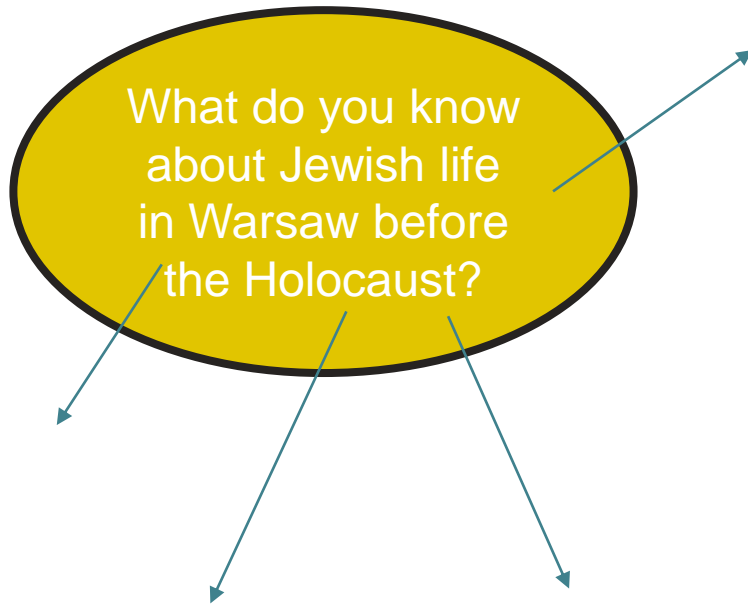
**Reflect upon: What new knowledge do these case studies give us about Jewish life in Warsaw before the Holocaust?**

# Context Card 2: Deepening understanding

1. What more can we learn about relations between Jews and non-Jews in Warsaw from both of these case studies?
2. What can we learn about Jewish contributions to Polish cultural and political life from both of these case studies?
3. What can we learn from both of these case studies about what was lost as a result of the Holocaust?

## Revisit your mind maps.

Add any new knowledge that you have about Jewish life in Warsaw before the Holocaust from Context Card 2. Have you been able to answer any of your initial questions? Do you have any new questions?



# Building upon your knowledge

You have begun to gather and organise some knowledge about Jewish life in Warsaw before the Holocaust by looking at Jewish football teams.

The football pitch shown in the photograph at the start of the lesson was located on Okopowa Street in the city of Warsaw. Okopowa Street is also the location of one of the largest Jewish cemeteries in Europe. **Read Context Card 3 to find out more about this cemetery.**

**Reflect upon: What new knowledge does the history of this cemetery give us about Jewish life in Warsaw before the Holocaust?**

# Context Card 3: Deepening understanding

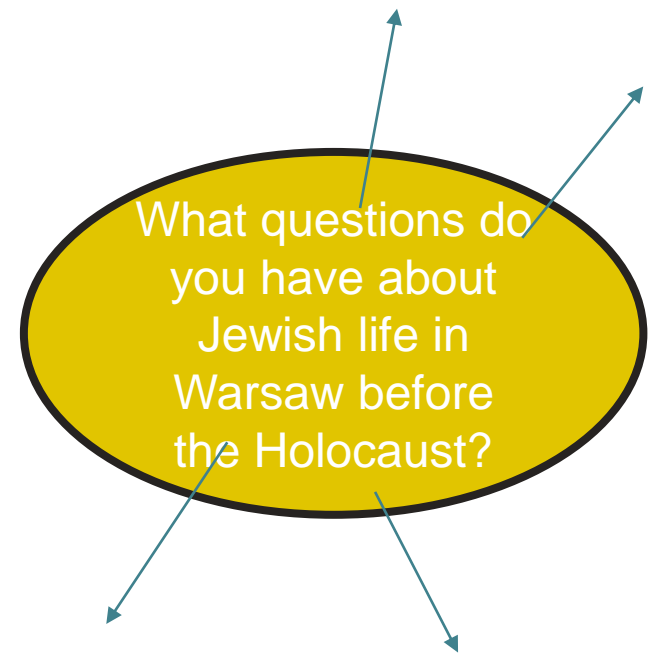
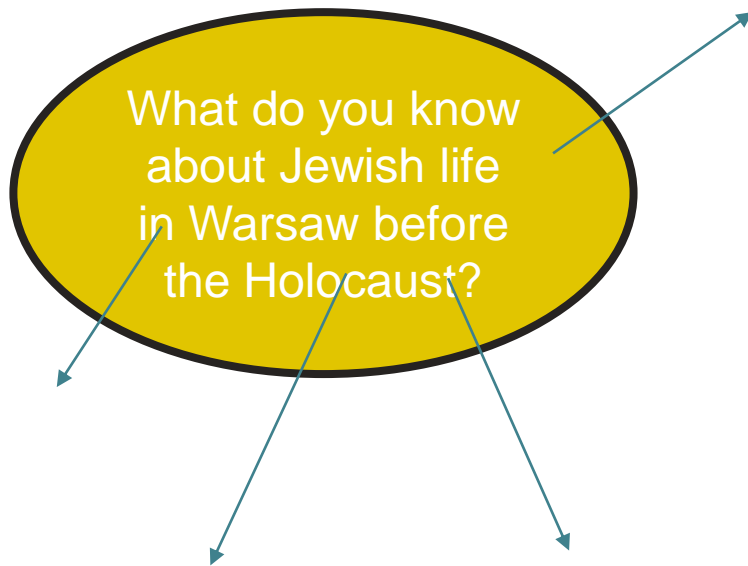
1. What can we learn about Warsaw's Jewish community from those that are buried there?
2. How would you describe Warsaw's Jewish community before the Holocaust?

If you read the additional information answer the following:

1. Were Jewish people always welcome in Warsaw?
2. Why did the size of Warsaw's Jewish population continue to increase in the 19<sup>th</sup> century?
3. In what ways did the Jewish community in Warsaw start to change?

## Revisit your mind maps.

Add any new knowledge that you have about Jewish life in Warsaw before the Holocaust from Context Card 3. Have you been able to answer any of your questions? Do you have any new questions? If you still have some questions unanswered you can continue your own enquiry using the links provided at the end of the lesson.





# Applying your knowledge: part 2

Use all of the knowledge that you have built upon and organised about Jewish life in Warsaw before the Holocaust.

Write a paragraph in response to the following question:

## **What was lost in the Holocaust?**

Include examples from your mind map and your word cloud to illustrate: the human cost and the loss of individuals, the long history and size of Warsaw's pre-war Jewish population, diversity within the community and the important contributions made to Polish culture and society.



# Further questions

If you still have some questions and you wish to continue your enquiry into some of the topics covered in this lesson you will find the following websites useful:

<https://www.theholocaustexplained.org/>

<https://www.iwm.org.uk/history/daily-life-in-the-warsaw-ghetto>

<https://www.jhi.pl/en/ringelblum-archive>